





NIGERIAN ENTITIES' PAYMENTS REPORT (2014-2018)

Simplified Analysis of Payments to Nigerian Government Entities
by Extractive Companies


PLSI
Partnership for
Accountability and
Transparency

  @PLSInitiative
www.plsinitiative.org

Source:
www.resourceprojects.org

DISCLAIMER

This report was produced by Paradigm Leadership Support Initiative (PLSI) under the Resource Benefits project to simplify payments to Nigerian government entities by international oil companies between 2014-2018 using Payments to Governments (PtG) data sourced from www.resourceprojects.org. PLSI cannot guarantee the completeness or accuracy of this data and users are advised to check against the source as well as with originating companies before making serious decisions based on the data presented in this report.



SUMMARY

13

Receiving
Entities

9

Reporting
Companies

\$33.5bn
Total Payment

Payment Types
% Contribution

6.4% Fees

32.2% Taxes

6.7% Royalties

0.7% Payment for
infrastructure
improvements

54.0% Production
Entitlements

\$184.8m
CBN

\$28.2m
CDMB

\$974.6m
NDDC

\$4.6bn
DPR

\$10.9m
ESS

\$14.1m
FGN

\$7.8bn
FIRS

\$0.12m
FMITI

\$0.21m
KSG, Nigeria

\$13.4m
MASA

\$0.6m
MMSD, Nigeria

\$20.0bn
NNPC

\$0.39m
PE, NPIMS

Receiving Entity

Central Bank, Nigeria

Report Years

2014
\$57.1m

2015
\$52.0m

2016
\$23.6m

2017
\$21.5m

2018
\$30.6m

Agg. Payment

\$184.8m

Payment Types:

100% Fees

Reporting Companies:

- EQUINOR ASA (99.3%)
- ROYAL DUTCH SHELL PLC. (0.2%)
- SEPLAT PETROLEUM DEVELOPMENT COMPANY (0.5%)

Receiving Entity

Content Development & Monitoring Board, Nigeria

Report Years

2015
\$4.2m

2016
\$0.77m

2017
\$20.5m

2018
\$2.6m

Agg. Payment

\$28.2m

Payment Types:

100% Fees

Reporting Companies:

- CHEVRON CANADA (70.7%)
- ROYAL DUTCH SHELL PLC. (29.3%)

Receiving Entity

Niger Delta Development Commission;
Ministry of Niger Delta Affairs; Nigeria

Report Years

2015
\$154.8m

2016
\$346.2m

2017
\$320.5m

2018
\$153.1m

Agg. Payment

\$974.6m

Payment Types:

76.6% Fees

23.4% Payment for
Infrastructure
Improvements

Reporting Companies:

- CHEVRON CANADA LTD (16.2%)
- ROYAL DUTCH SHELL PLC. (34.2%)
- SEPLAT PETROLEUM DEVELOPMENT COMPANY (4.8%)
- CNOOC LIMITED (9.4%) • ENI S.P.A. (6.4%)
- EQUINOR ASA (5.6%) • TOTAL S.A. (23.4%)

Receiving Entity

Department of Petroleum Resources;
Federal Ministry of Petroleum Resources; Nigeria

Report Years

2015
\$965.6m

2016
\$674.5m

2017
\$959.7m

2018
\$2.0bn

Agg. Payment

\$4.6bn

Reporting Companies:

- CHEVRON CANADA LTD (10.4%)
- ROYAL DUTCH SHELL PLC. (49.5%)
- ENI S.P.A. (3.6%)
- TOTAL S.A. (29.2%)
- SEPLAT PETROLEUM DEVELOPMENT COMPANY (7.3%)

Payment Types:

25.3% Fees

45.6% Royalties

29.1% Taxes

Receiving Entity

Export Supervision Scheme; Federal Ministry of Finance; Nigeria

Report Years

2016
\$0.70m

2017
\$4.5m

2018
\$5.7m

Agg. Payment

\$10.9m

Payment Types:

100% Fees

Payment for
Infrastructure

Reporting Companies:

- CHEVRON CANADA LTD (83.6%)
- CNOOC LTD. (6.8%)
- SEPLAT PETROLEUM DEVELOPMENT COMPANY (9.6%)

Receiving Entity

Federal Government of Nigeria

Report Years

2016
\$8.5m

2017
\$5.0m

2018
\$0.59m

Agg. Payment

\$14.1m

Payment Types:

69.7% **Taxes**

30.3% **Royalties**

Reporting Companies:

- AGGREGATE INDUSTRIES UK LIMITED (52.1%)
- LAFARGEHOLCIM LIMITED (47.9%)

Receiving Entity

Federal Inland Revenue Service;
Federal Ministry of Finance; Nigeria

Report Years

2015
\$1.2bn

2016
\$2.2bn

2017
\$2.3bn

2018
\$2.1bn

Agg. Payment

\$7.8bn

Reporting Companies:

- CHEVRON CANADA LTD (20.5%)
- ROYAL DUTCH SHELL PLC. (50.9%)
- CNOOC LIMITED (0.2%)
- ENI S.P.A. (2.8%) • TOTAL S.A. (25.6%)
- SEPLAT PETROLEUM DEVELOPMENT COMPANY (0.0%)

Payment Types:

100% Taxes

0.0% Royalties

0.0% Fees

Receiving Entity

Federal Ministry of Industry, Trade and Investment; Nigeria

Report Years

2015
\$0.12m

Agg. Payment

\$0.12m

Payment Types:

100% Fees

Reporting Companies:

- EQUINOR ASA (FORMERLY STATOIL) (70.7%)

Receiving Entity

Kaduna State Government; Nigeria

Report Years

2017
\$0.21m

Agg. Payment

\$0.21m

Payment Types:

100%

Payment for
Infrastructure
Improvements

Reporting Companies:

- CNOOC LIMITED (100%)

Receiving Entity

Maritime Administration and Safety Agency;
Federal Ministry of Transportation; Nigeria

Report Years

2015
\$5.0m

2016
\$3.8m

2017
\$2.3m

2018
\$2.2m

Agg. Payment

\$13.4m

Payment Types:

100% Fees

Reporting Companies:

- TOTAL S.A. (70.7%)

Receiving Entity

Ministry of Mines and Steel Development; Nigeria

Report Years

2017
\$0.6m

Agg. Payment

\$0.6m

Payment Types:

100% **Royalties**

Reporting Companies:

- LAFARGEHOLCIM LIMITED (100%)

Receiving Entity

Nigerian National Petroleum Corporation

Report Years

2014
\$764.9m

2015
\$4.7bn

2016
\$3.7bn

2017
\$5.7bn

2018
\$5.1bn

Agg. Payment

\$20.0bn

Reporting Companies:

- EQUINOR ASA (11.8%)
- ROYAL DUTCH SHELL PLC. (64.1%)
- CNOOC LIMITED (0.3%)
- ENI S.P.A. (9.5%) • TOTAL S.A. (4.1%)
- SEPLAT PETROLEUM DEVELOPMENT COMPANY (10.2%)

Payment Types:

8.4% **Taxes**

0.7% **Royalties**

0.0% **Fees**

91.0% **Production Entitlements**

Receiving Entity

Petroleum Exchange; National Petroleum Investment Management Services; Nigeria

Report Years

2016
\$0.20m

2017
\$0.19m

Agg. Payment

\$0.39m

Payment Types:

100% Fees

Reporting Companies:

- CNOOC LIMITED (100%)

ACRONYMS

CBN

Central Bank, Nigeria

CDMB

Content Development & Monitoring Board

NDDC

Niger Delta Development Commission

DPR

Department of Petroleum Resources

ESS

Export Supervision Scheme

FGN

Federal Government of Nigeria

FIRS

Federal Inland Revenue Services

FMITI

Federal Ministry of Industry, Trade and Investment

KSG

Kaduna State Government

MASA

Maritime Administration and Safety Agency

MMSD

Ministry of Mines and Steels Development

NNPC

Nigerian National Petroleum Agency

PE, NPIMS

Petroleum Exchange, National Petroleum Investment Management Services

